

# SOCIAL STORY

## YOUR TRIP TO THE DEEP



[www.thedeep.co.uk](http://www.thedeep.co.uk)  
01482 381000  
[access@thedeep.co.uk](mailto:access@thedeep.co.uk)

**THE DEEP**

**For conservation, not profit.**

# Introduction

My name is

---



The Deep is an aquarium in Hull, where you can learn all about the world's oceans and the creatures that live in them. See amazing animals including sharks, rays, turtles, and a colony of penguins.



# Travelling to The Deep

I will be visiting  
The Deep on

Day of the week

\_\_\_\_\_

Date

\_\_\_\_\_

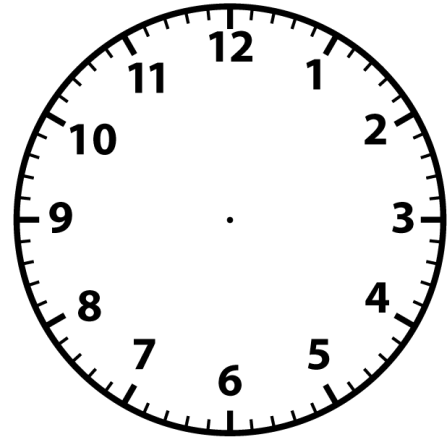
Month

\_\_\_\_\_

Year

\_\_\_\_\_

I will leave home at



I will be travelling to The Deep by



Car



Train



Bus



Coach

## Arrival

**This is the car park at The Deep.  
Sometimes it can get quite busy and there may  
be a short wait while you find a parking space.**



**This is the entrance to The Deep.  
There may be a short wait whilst you buy or  
collect your tickets.**



# Arrival



**This is where you will collect your tickets.**

**Remember to keep these safe so we can scan them at the turnstile.**

**At busy times such as school holidays and bank holidays, security bag checks may also take place here.**

**Please advise staff if this will affect anyone in your party.**

**If at any point you need a toilet break there are male, female and accessible toilets on every floor.**

**We also have a Changing Places facility on the ground floor (opposite the lifts).**

**This has an adjustable bench, hoist, adjustable basin and mirror, centrally placed toilet and privacy screen.**

**This facility is accessed with a radar key (you can either use your own or borrow one from reception).**



## Entering the aquarium

Once you have your ticket, you will take the lift to the 3rd floor. You can take the stairs if you don't want to wait for the lift. There are 81 steps to reach the top floor, but you can enjoy some lovely views on the way.



On leaving the lift, the doors may open on either side. On one side, you will be able to see the Humber and maybe some ferries at the port out of the big window if it is a nice day.




## Entering the aquarium

Just before the entrance turnstile there is a café to the left. You can visit the café before or after you have been round the aquarium.



This is the entrance turnstile. You will need to scan your tickets here to enter the main attraction.



## Good to know before you start



You may see some areas called 'Glimpse' as you go around, giving you the opportunity to view 8 working areas 'behind the scenes'.



Look out for The Deep Crew around the building. They are there to help, so feel free to ask those questions!



## In the aquarium




At the start of your journey, you will go through a dark room with a colourful glass sculpture. It can be noisy here too. If you would like to avoid this area just ask the guide on the entrance turnstile!

As you walk down the timeline, you will find interesting facts about the creation of the oceans, as well as seeing fossils and starfish.



The Lagoon of Light is next. It is home to lots of tropical fish, including the ones you can see in these pictures. You will also see brightly coloured corals and large mangrove trees.



## In the aquarium




At Dylan's Discovery Corner there are sensory objects and an interactive floor.

Next you will see the Living Coral display.



Look out for your first glimpse of our colony of Gentoo penguins as you go down the ramp.



## In the aquarium

Next you can see the deep side of the lagoon. The overhead viewing bubbles have steps that can be climbed so you can look up into our lagoon.



As you enter Endless Ocean, you will see amazing animals including sharks, rays and sawfish. You may also catch a glimpse of our turtles here.



## In the aquarium



You will find the colourfully lit Slime and Changing Seas Exhibit next to Endless Oceans.



Learn about climate change and how ocean acidification is affecting our oceans and the animals that live there, by reading the information available on the 3 screens on the display and moving projection above.

Next up is the Amazon Flooded Forest, home to species from the Amazon River including catfish and pacu.



## In the aquarium

Next you will find the entrance into the Cool Seas exhibit. Toilet facilities are available in this area and the Halfway Cafe here is open on weekends and in school holidays until 4pm.



Cool Seas is quite dark but very tranquil. Visit our ambient jellyfish room to take a closer look at the amazing species that live here and learn about their lifecycle.



Make your way further round to watch waves crash into our rockpool, awaken your senses as you are transported to our virtual local coastline, create land in our interactive sandpit and view many weird and wonderful creatures who live in the deepest oceans.


## In the aquarium

Next you can walk through the chilly Kingdom of Ice and learn about the polar region.

You can touch the real ice walls on your way!



At the bottom of the Kingdom of Ice is another penguin viewing window. Look out for the penguins on the ice, pebbled beach or swimming.



Follow the colourful rainbow walk way down to Digi:Sea, an interactive station where you can colour your own sea creature and upload it to the virtual ocean!

Next, turn around and head down the stairs or use the accessible lift in the corner.

## In the aquarium

When you arrive at Deep Blue One make sure you don't miss seeing our smaller animal displays around hidden corners. The room is quite dark with lots of bright lights and loud noises.



You are getting close to the end of your visit now. Make your way through the stunning viewing tunnel and see the schooling fish, amazing sharks and rays swimming all around. You may have to wait a short while to enter this space.



## In the aquarium

At the end of the tunnel you can turn left for Glimpse to learn about the engineering work that keep the aquariums running, or you can turn right towards the lift and stairs to exit.



The last stage of your journey is the bubble lift. Take a ride through the 10m deep Endless Ocean exhibit.

During off peak and term time there may be a short pause for you to admire the view, including a sneak peek behind the scenes! If you prefer you can use the scenic stairs instead. There are 75 steps to the top with some wonderful viewing areas along the way.



## Gift shop and exit

Finally, take the lift back down to the ground floor to exit The Deep. Here you will find the 'Deeartment' store with a range of souvenirs and gifts.



As you exit the shop, look out for the river turtles. Make sure you keep your Day Plus Pass safe so you can come back and visit us again soon for free. 'Sea' you soon!

